



POWER HARROW RANGE

A RANGE CATERING TO EVERY DEMAND!

With more than 50 years' experience in the production of power harrows, MASCHIO GASPARDO is in a position to offer one of the most comprehensive and reliable ranges in the market, enabling farmers the world over to rest assured that they are always choosing a high-quality product, with a range catering to both smaller and large-scale farm.



AGRONOMIC BENEFITS

- Excellent seedbed preparation
- Fast sowing
- No plough sole formation
- Uniform levelling
- Even germination



CONTENTS

MASCHIO HARROWS: performance guaranteed	4
FIXED FRAME	8-15
FOLDING FRAME	16-27
ROLLERS	28
COMBI SOLUTIONS	30

JUMBO 8000



MASCHIO HARROWS: PERFORMANCE GUARANTEED!

Gearboxes

The central, side or transfer gearboxes are all built with as few gears as possible, reducing friction in favour of lower fuel consumption. The bevel gears feature large gears with helical teeth: increasing the contact surface reduces the play inside the gearbox, which is entirely beneficial for the transmission of power.



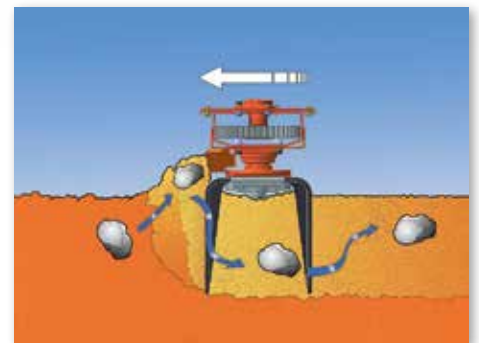
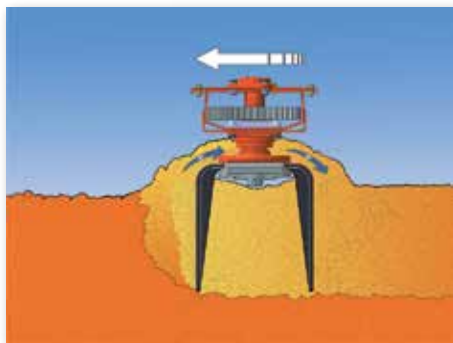
Double-skinned construction

Comprising a double-skinned trough - with a 6mm-thick inner and 5mm-thick outer - MASCHIO GASPARDO harrows feature a stronger, more rigid construction, delivering high performance under all conditions.



Stress test comparison

The double-skinned trough makes the harrow more rigid and prevents it from twisting or bending, while there is no significant increase in weight. The trough, featuring an exclusive design, is made from high-strength steel.



Stone deflectors

The protective wedge-shaped deflectors are bolted onto the trough's outer skin, protecting the space between the rotors from being hit by rocks or other debris, stopping such foreign objects from getting inside and potentially jamming the rotors.

This system offers total protection, though when working on hazard-free ground the stone deflectors can still be removed for improved soil flow.

A solution for every need

MASCHIO GASPARDO fixed or folding frame power harrows cover an extensive range of working widths and tractor power requirements: from 1.30 to 8 m for tractors ranging from 15 up to 550 hp. Machines can be completed with numerous types of rollers and optional equipment to meet your individual requirements.

Top mountings

Each shaft carrying the tines features a bolted-on top mounting that requires only very straightforward maintenance and ensures each individual rotor is more stable.



Rotor shafts

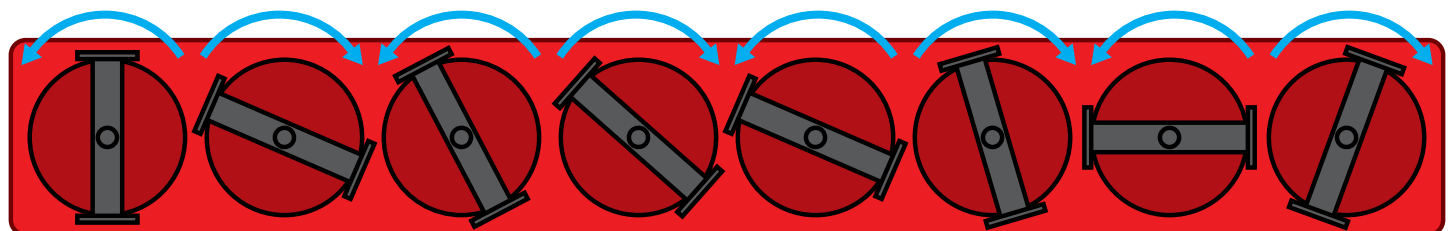
The rotor shafts are turned from a single hardened and tempered steel forging. The splines for the gears and the threading are produced via a forming process that presses (rolling) rather than machines, thus ensuring the metal is unbeatably strong and gears mesh perfectly.



Ultimate quality

Each tine is forged from tempered boron steel.

The tine shape has been specially designed for unbeatable soil finishing in all field conditions. In addition, when dealing with more abrasive soil, you can opt for our tungsten-coated tines.



Smooth flowing and powerful

The closer rotor spacing of just 246 mm (12 rotors in 3 m) helps spread the torque better, reducing power draw. The rotors' special timing means the tools dig into the soil to be tilled gradually, making it considerably easier for them to work their way through the soil and limiting vibration significantly.

Placing rotors at a distance of 246 mm from each other - unlike the competition who use wider spacing - results in much better soil finishing.

DESIGNED TO LAST

The MASCHIO design philosophy is to build equipment that is solid, powerful and easy to maintain. The case-hardened toothed gears submerged in oil are large in diameter and ensure smooth and constant power transmission. Bearings positioned both below and above the gear make for unparalleled stability and less mechanical stress.

Stability

Great clearance between top and bottom bearings, reduced load and less vibration combine to deliver excellent stability.



HD (Heavy Duty) version

Market demand for implements offering increasingly high performance while still being versatile and reliable has led the MASCHIO GASPARDO R&D team to overhaul the HD power harrow range. The main changes focus on the structure of the rotors and transmission, thicker tines and ever-stronger and more reliable bearings, allowing them to cope with greater power.

Ball retention kit

A metal disc has been installed on the underside of each bearing whose job is to retain any balls should the bearing break, preventing damage to the gears below.



QUICK-FIT

this is the quick-fit system for tines that's safe, practical and quick, even in the field.



-1 Insert the tool in the slot



-2 Turn the tool 180 degrees



Heavy-duty bearings

The rotatable roller bearings offer unbeatable strength to handle even the most demanding workloads.

Thanks to the considerable clearance between the bearings, the rotor will be more stable, resulting in less vibration and wear.



No ingress

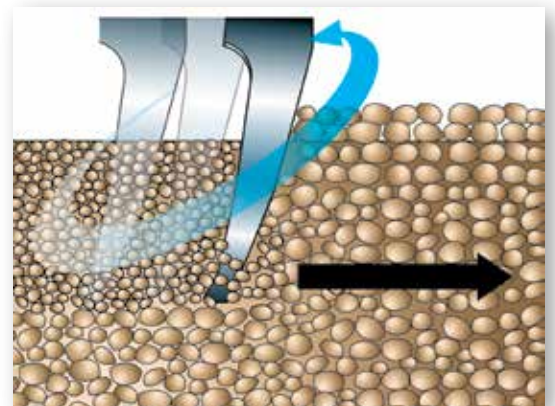
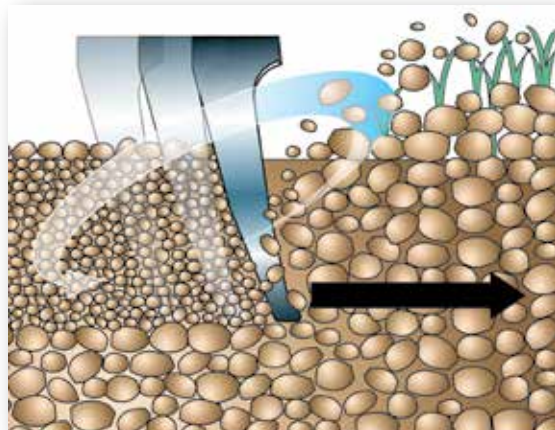
The rotor's dual-membrane sealing system means gears are protected from water, mud and dust. As a result, the machine's mechanical workings are protected, with a significant reduction in wear and oil leakage.



ON GRIP tines

The special ON GRIP tine was designed to address the need for a tine that could cope with work on hard ground and soil with a large amount of residue.

Its special shape and work angle ensure optimal blending of the soil and crop residues. In addition, the ON GRIP tine is designed to avoid forming a compacted layer just below the tine depth and leaving hard crusts on the surface.



Tungsten coating

Coating with abrasion-resistant material (tungsten carbide) makes boron steel tines up to 3 times more wear resistant in more abrasive soils.



-3 Remove the tines



-4 Replace with the new tines



Fixed frame

(up to 130 hp)



DELFINO DL

this is the harrow designed for small farms and for preparing soil for specialized crops, such as market gardening and wine-growing crops.

The machine's careful sizing and relatively light weight mean this implement is suitable for low-hp tractors. The distinctive design of the tines allows soil to be broken down to a fine tilth, economizing greatly on running costs. DELFINO comes in 2 versions: DELFINO DL (290 rpm) and DELFINO SUPER (352 rpm), with sizes ranging from 1.3 to 3 metres. It features a strong frame, dampened side guards, pin roller depth adjustment system and an optional stone deflector kit.



Combi COMPAGNA-DELFINO

DELFINO can be combined with the COMPAGNA seed drill, making it an ideal implement for sowing cover crops and grass groundcover in vineyards.

DELFINO comes in working widths ranging from 1.5 to 3 metres and can also be used for sowing cereal crops on a field scale.



DELFINO 1500



SPECIFICATIONS		DELFINO DL				DELFINO SUPER		
Working width	cm	130	150	180	200	230	250	300
Weight	kg	441	516	574	640	758	818	939
3-point hitch category		I		II		II		
Tractor power	hp	30-100				60-130		
PTO shaft with shear bolt		•				•		
PTO shaft with slip clutch		◊				◊		
Cam PTO shaft		-				-		
Transmission speed	rpm	540				540		
Side multi-speed gearbox		◊				◊		
N° of tines		10	12	14	16	18	20	24
Working depth	cm	28	28	28	28	28	28	28
Levelling bar		◊				◊		
Hydraulic levelling bar		-				-		
Pin roller adjustment		•				•		
Hydraulic roller adjustment		◊				◊		
Stone deflector		◊				◊		

• standard ◊ optional extra - not available

Fixed frame

(up to 150 hp)

DRAGO DC 2500

DRAGO DC

DRAGO DC is a power harrow catering to the demands of small and medium-sized farmers. Its heavy-duty construction, relatively light weight, extensive range of accessories and option of using the implement in combination with GASPARDO seed drills make it the ideal piece of equipment to pair with tractors in the mid power range. DRAGO DC allows you to control rotor speed by adjusting the gear pair inside the gearbox for hassle-free fine-tuning to your current requirements.

DAINO DS is a lighter version of the DRAGO DC: it requires lower-powered tractors (at least 80 horsepower).



Harrow/seed drill

The practical harrow/seed drill pairing means we can break up the soil and sow seed in a single pass, cutting costs and field time considerably.

DRAGO can be paired with DAMA, ALIANTE and ALITALIA seed drills.



Front hitch

For improved flexibility, DRAGO can be fitted with a front hitch, allowing it to serve a greater number of purposes in combination with other implements.





SPECIFICATIONS		DAINO DS		DRAGO DC	
Working width	cm	250	300	250	300
Weight	kg	942	1061	1058	1178
3-point hitch category		II		II	
Tractor power	hp	80-130		90-150	
PTO shaft with shear bolt		•		•	
PTO shaft with slip clutch		◊		◊	
Cam PTO shaft		-		◊	
Transmission speed	rpm	540		540/1000	
Side multi-speed gearbox		-		•	
N° of tines		20	24	20	24
Working depth	cm	28	28	28	28
Levelling bar		◊		•	
Hydraulic levelling bar		-		-	
Pin roller adjustment		•		•	
Hydraulic roller adjustment		◊		◊	
Stone deflector		◊		◊	

• standard ◊ optional extra - not available

Fixed frame

(up to 200 hp)

DOMINATOR DM 3000

DOMINATOR DM RAPIDO

The DOMINATOR harrow is at the higher end of the range as it features stronger tine shafts and longer tines than the other models. Its solid construction and the option of adopting the special ON GRIP tines make the implement ideal for preparing uncultivated soils or ground with crop residues. DOMINATOR can come fitted with a hydraulic seed drill hitch for COMPAGNA, DAMA, ALIANTE and ALITALIA seed drills. DOMINATOR is also available in a quick-fit tine version for more practical use in tough conditions.



Swinging side guards

In combi versions, the side guards are a swinging model fitted on an arm that pivots so that the guards are free to lift up, stopping rocks and stones clogging the system.

During transport, they can be tipped up, reducing on-road width for easier transfers.

Spring-loaded side guards

Standard versions come with spring-loaded dampened side guards, increasing their side movement range and making it easier to discharge excess material. The spring is easily adjusted by means of a bolt.



Multi-speed gearbox

The multi-speed gearbox is standard issue on many models, allowing you to adjust rotor speed to suit work conditions. Changing the gears is a quick job and allows you to opt to either save fuel or till the soil more aggressively!



SPECIFICATIONS		DOMINATOR			DOMINATOR RAPIDO		
Working width	cm	300	350	400	300	350	400
Weight	kg	1234	1371	1500	1324	1469	1605
3-point hitch category		II			II		
Tractor power	hp	120-180			120-200		
PTO shaft with slip clutch		•			•		
Cam PTO shaft		◊			◊		
Transmission speed	rpm	540/1000			540/1000		
Side multi-speed gearbox		•			•		
N° of tines		24	28	32	24	28	32
Working depth	cm	28	28	28	28	28	28
Levelling bar		•			•		
Hydraulic levelling bar		◊			◊		
Pin roller adjustment		•			•		
Hydraulic roller adjustment		◊			◊		
Stone deflector		◊			•		

• standard ◊ optional extra - not available

Fixed frame

(up to 300 hp)



ORSO HD

ORSO HD packs plenty of performance and reliability. Quick-fit tines as standard, extra powerful gearbox, bigger drive shafts and strong teeth mean it can be coupled with tractors up to 300 horsepower. As the name suggests, this HD version is designed to handle continuous heavy duty and is perfect for use in conjunction with the combi seed drills (DAMA, ALIANTE, ALITALIA) even on hard and semi-hard ground, pairing all the benefits of combined seeding with the seedbed finishing achieved with MASCHIO GASPARDO harrows.



Gearbox

ORSO HD features a completely overhauled gearbox design in terms of both the sizing of its components and geometries compared to all the other fixed harrows, and this feature means it has no trouble handling continuous duty without overheating issues, no matter how tough the conditions, even on stony ground.

Swinging hitches

On all MASCHIO GASPARDO harrows, the lift's two points feature swinging connecting rods that make for easier hitching and greater impact absorption during work.



Reinforced bearings

Compared to traditional bearings, the reinforced barrel bearings ensure lasting high strength and greater stability.



ALITALIA-ORSO COMBI 3000



SPECIFICATIONS		ORSO HD			
Working width	cm	300	350	400	450
Weight	kg	1545	1690	1825	2000
3-point hitch category		II		III	
Tractor power	hp	120-300			
PTO shaft with slip clutch		-			
Cam PTO shaft		•			
Transmission speed	rpm	1000			
Side multi-speed gearbox		•			
N° of tines		24	28	32	36
Working depth	cm	28	28	28	28
Levelling bar		•			
Hydraulic levelling bar		◊			
Pin roller adjustment		•			
Hydraulic roller adjustment		◊			
Stone deflector		•			
• standard ◊ optional extra - not available					

Folding frame

(up to 140 hp)



CORVO 4000

CORVO

CORVO is the only folding power harrow in the class to feature a one-piece transmission housing, making the implement extremely light while still allowing it to handle large areas thanks to the 3- and 4-metre options. Designed to work with 90hp tractors and upwards, it is the perfect choice if you don't have high-powered machines on your farm.



Tines

Tines are bolted on to the shaft mounting that, with its circular shape, lessens the force of impact with stones and other debris considerably, reducing the risk of damage.

Stone deflector bar

The pressed steel stone deflector bar is available as an optional extra and can be screwed onto the front or back to avoid anything colliding with the rotors and causing damage.



Gearbox

CORVO has a 1000 rpm gearbox; via 2 side PTO shafts, it transfers power to the two side reduction gears, giving a rotor speed of 357 rpm.



SPECIFICATIONS		CORVO		
Working width	cm	300	360	400
Weight	kg	1450	1550	1650
3-point hitch category		II		
Tractor power	hp	90-140		
PTO shaft with shear bolt		•		
PTO shaft with slip clutch		-		
Cam PTO shaft		-		
Transmission speed	rpm	1000		
Side multi-speed gearbox		-		
N° of tines		24	28	32
Working depth	cm	28	28	28
Levelling bar		•		
Hydraulic levelling bar		◊		
Pin roller adjustment		•		
Hydraulic roller adjustment		-		
Stone deflector		◊		

• standard ◊ optional extra - not available

Folding frame

(up to 220 hp)



FALCO HD 4600

FALCO HD

FALCO HD stands out for its new heavy-duty features: it has a double-skinned construction (5 mm + 6 mm), tine shafts with a greater diameter (55 mm), extra thick and long tools and case-hardened gears. The result is an unquestionably superior harrow.

Available in sizes up to 6 metres, FALCO is a practical and versatile machine that can be used on ground of all kinds. An ideal tool for contractors and professional farmers.



Tines

The quick-fit tine version can be ordered as an optional extra.

Hydraulic folding and safety locking

In the closed road travel position, FALCO measures 2.22 metres across. The practical hydraulic safety locking system means there is no need to get out of the tractor cab.



Depth adjustment

Depth is controlled by adjusting the height of the roller, which comes with a pin adjustment system as standard. The implement can also be ordered with the optional hydraulic adjustment for increased comfort during work.



**HEAVY
DUTY**



SPECIFICATIONS		FALCO HD			
Working width	cm	360	400	460	500
Weight	kg	1920	2040	2180	2300
3-point hitch category		II			
Tractor power	hp	110-220			
PTO shaft with slip clutch		-			
Cam PTO shaft		•			
Transmission speed	rpm	1000			
Side multi-speed gearbox		-			
N° of tines		28	32	36	40
Working depth	cm	28	28	28	28
Levelling bar		•			
Hydraulic levelling bar		-			
Pin roller adjustment		•			
Hydraulic roller adjustment		◇			
Stone deflector		◇			

• standard ◇ optional extra - not available

Folding frame

(up to 260 hp)



GABBIANO HD 5000

GABBIANO HD

GABBIANO HD is a folding harrow designed for tractors ranging from 120 to 260 hp, with working widths from 4 to 6 metres. Like its "sibling" FALCO, GABBIANO has also been mechanically improved: extra strong gears, a more robust frame and multi-speed gearbox system with two sets of gears via which you can change tine rotation speed.

The quick-fit tine system is available as an optional extra.



Floating system

The floating system comes as standard on GABBIANO. This feature allows for upward movement of the implement's two wings so that they can follow the ground's contours. The floating device is mechanical and can be engaged simply by removing the pin.

Track eradicator

All MASCHIO harrows can be fitted with a track eradicator device, with either a simple pointed or delta-shaped tip, with a shear bolt or spring safety system. The track eradicators work by the tractor's wheels, reducing ridges and compaction left by the wheels, creating an even seedbed.



Combi version

GABBIANO can be fitted with a seed bar that is an integral part of the roller, ensuring consistent sowing depth even on hilly ground. Both harrow and roller are connected to a parallelogram system that keeps the seed bar perpendicular even as working depth changes.



**HEAVY
DUTY**



SPECIFICATIONS		GABBIANO HD			
Working width	cm	400	460	500	600
Weight	kg	2120	2265	2390	2610
3-point hitch category		II			
Tractor power	hp	120-260			
Cam PTO shaft		•			
Transmission speed		1000			
Side multi-speed gearbox	rpm	•			
N° of tines		32	36	40	48
Working depth		28	28	28	28
Levelling bar	cm	•			
Hydraulic levelling bar		-			
Pin roller adjustment		•			
Hydraulic roller adjustment		◇			
Stone deflector		◇			

• standard ◇ optional extra - not available

Folding frame

(up to 330 hp)



AQUILA 5000

AQUILA

AQUILA stands out for its particularly strong mechanical workings, allowing it to be used in a whole host of different conditions. The working width options, which range from 4 to 6 metres, make the implement ideal for contractors and large farms.

All models are suitable for use with tractors ranging from 140 to 330 hp, and you can also opt for the «RAPIDO» version, which comes with the quick-fit tine system and hydraulic roller adjustment as standard.

AQUILA is fitted with side cam PTO shafts for all-round implement safety.



Side reduction gears

Side speed reduction gears are designed to alter tine rpm based on the type of ground and desired level of finishing.

Standard gear pair 17-23 (PTO 1000 rpm – 357 rpm rotor revs).

Levelling bar

With the levelling bar, you can achieve excellent ground levelling and a clod-free result. The standard mechanical jack adjustment system also comes in a hydraulic version (optional extra).



Combined work

AQUILA can be combined with the CENTAURO seed bar for autumn-winter cereal crops, featuring a 1100- to 1600-litre front hopper. This results in improved weight distribution and two lots of work are performed in a single pass, saving time and money.



SPECIFICATIONS		AQUILA				AQUILA RAPIDO			
Working width	cm	400	460	500	600	400	460	500	600
Weight	kg	2208	2348	2688	3028	2346	2789	2950	3287
3-point hitch category		III				III			
Tractor power	hp	140-300				150-330			
Cam PTO shaft		•				•			
Transmission speed		1000				1000			
Side multi-speed gearbox	rpm	•				•			
N° of tines		32	36	40	48	32	36	40	48
Working depth		28	28	28	28	28	28	28	28
Levelling bar	cm	•				•			
Hydraulic levelling bar		◊				◊			
Pin roller adjustment		•				-			
Hydraulic roller adjustment		◊				•			
Stone deflector		◊				•			

• standard ◊ optional extra - not available

Folding frame

(up to 400 hp)



TORO 7000

TORO HD

TORO HD has been conceived to meet the demands of the latest generation of high-powered tractors. Shaping the design of each part - from its mechanical components to the barrel bearings, from the gearbox cooling system to the strengthened frame - was the need to deliver even greater strength and heavy-duty performance. Suitable for use with tractors up to 400 hp, TORO HD can compete with any of the market's top-end models.



Track eradicator mounting

TORO HD can be fitted with a track eradicator device that, with its practical 4-screw system - can be moved along the small front rail so as to be centred perfectly on the tractor's tread and decrease compaction.

When dealing with particularly wide wheels, an extra track eradicator can be added.

Road transport

With its special attachment for fitting the rear trolley, TORO - like all the other folding harrows - proves very easy to transport and, as a result, there is a lot less stress placed on the tractor's lift.



Mechanical floating device

The mechanical floating device, which comes as standard, allows upward movement when following the ground's contours, keeping the profile of the ground uniform.



**HEAVY
DUTY**



SPECIFICATIONS		TORO HD		
Working width	cm	500	600	700
Weight	kg	3150	3485	3983
3-point hitch category		III-IV		
Tractor power	hp	160-400		
Cam PTO shaft		•		
Transmission speed	rpm	1000		
Side multi-speed gearbox		•		
N° of tines		40	48	56
Working depth	cm	28	28	28
Levelling bar		•		
Hydraulic levelling bar		◊		
Pin roller adjustment		-		
Hydraulic roller adjustment		•		
Stone deflector		•		

• standard ◊ optional extra - not available

Folding frame

(up to 550 hp)



JUMBO 8000

JUMBO HD

JUMBO HD the flagship model of the MASCHIO GASPARDO harrow range: working width up to 8 metres, is a tireless, unstoppable workhorse, even on tough or stony ground. JUMBO HD differs from TORO HD in the double-beam frame with its even stronger build, with 4 heavy-duty hinges connecting it to the side wings to cope with the power of even the highest powered tractors.



An all-inclusive package!

JUMBO HD comes as standard with all the top features. Tungsten-coated tines, stone deflectors, quick-fit tines: all mounted on a support that is welded as opposed to screwed together (unlike other brands). Solutions that make this implement the only harrow in the market that can be paired with tractors up to 550 hp.

Cooling system

A frequent issue during intensive harrowing is the gearbox heating up: with JUMBO, the risk of overheating is minimized thanks to the addition of fans and side fins on each gearbox, helping to dissipate heat. A pump is also available as an optional extra for forced gearbox oil recirculation.



Hydraulic floating device

The hydraulic floating device allows both upward and downward movement when following the undulating contours of the field, achieving uniform finishing and decreasing the stress placed on both the tractor and implement.



SPECIFICATIONS		JUMBO HD		
Working width	cm	600	700	800
Weight	kg	3950	4400	4850
3-point hitch category		III-IV		
Tractor power	hp	300-550		
Cam PTO shaft		•		
Transmission speed	rpm	1000		
Side multi-speed gearbox		•		
N° of tines		48	56	64
Working depth	cm	28	28	28
Levelling bar		•		
Hydraulic levelling bar		•		
Pin roller adjustment		-		
Hydraulic roller adjustment		•		
Stone deflector		•		

• standard ◊ optional extra - not available

The right roller for every need



Purposes and models

The rear roller serves the dual purpose of determining working depth and consolidating the seedbed after harrowing: this ensures optimal contact of the seed with the soil's moisture when the field is then sown, hence resulting in faster and more uniform germination.



CAGE roller

Used on soil with a medium consistency and when moisture conditions are not excessive. Ensures optimal seedbed preparation in ground with normal conditions.



SPIKE roller

Mainly used when preparing deeply ploughed ground. It comprises a 130mm Ø cylinder featuring a series of long S-shaped teeth made from rods in sets of 4 per work section, spaced at approx. 250mm intervals.



SPIROPACKER roller

Particularly suitable on light, sandy soils. It comprises a bar with a single spiral winding around a central axis, with a 220mm pitch. Also available in RH-LH version with double spiral 160mm pitch, compatible with fixed and folding machines.



RICE FIELD roller

Similar to the Spike roller, it differs in cylinder diameter (Ø 220 mm) and the shorter length of its spikes. It is suitable for soil of all kinds, especially superficially cultivated soil or hard soil. It has a load-bearing effect (superior to the spike roller) by virtue of the greater cylinder diameter.



COMBI PACKER roller

The Combi Packer roller is used for combi seed drills, where the large tube size allows for improved rolling when dealing with crop residues or large dips in the ground. This is a roller with a good load-bearing quality that, thanks to specially designed rings, allows for very consistent sowing depth and hence excellence emergence.



PACKER roller

Used above all for autumn work, on damp ground, to further break up the soil and clods on the surface and ensure optimal surface compacting for sowing. It has a load-bearing effect where the seed drill is used in combination with the harrow. Roller cleaning is achieved with a roller scraping device, using metal or tungsten-coated scrapers.



RUBBER roller

Particularly suitable for use in combination with a seed drill, for soil of all kinds. The rubber surface reduces the soil clinging effect, making it easier to use even on damp ground.



FLANGED roller

Used above all for autumn work, on damp ground, to further break up the soil and clods on the surface and ensure optimal compacting for sowing.



MESH roller

This type of roller can be used for preparing soil due to be sown with vegetables but, above all, for preparing lawns and gardens for grass sowing. Once the roller has run over the soil, it leaves a slightly crumbly surface, while it is compacted deeper down. The pattern the mesh roller leaves on the surface means that, if it rains, the soil is able to hold the seeds in place and absorb the water more easily, avoiding the issue of runoff.

Compatibility table

ROLLERS

MODEL	Ø	CAGE			PACKER			DENTS		SPIROPACKER	RIZIERE	GOMME		PACKER PLUS	CPK	GRILLAGE
		370	450	550	450	500	600	500	600	500	500	500	600	500	500	400
DELFINO		•	•		•	•		•		•	•			•		•
DELFINO SUPER			•		•	•		•		•	•			•		
DAINO			•		•	•		•		•	•			•		
DRAGO			•	•	•	•		•		•	•	•		•	•	
DOMINATOR			•	•	•	•		•		•	•	•		•	•	
CORVO			•		•	•		•		•	•			•		•
FALCO			•		•	•		•		•	•	•		•	•	
GABBIANO			•	•	•	•		•		•	•	•		•	•	
AQUILA			•			•		•		•	•	•		•	•	
ORSO			•	•		•	•	•		•	•	•	•	•	•	
TORO			•			•		•		•	•	•		•	•	
JUMBO						•					•		•	•	•	



Compatibility table COMBI SEED DRILLS

	COMPAGNA				DAMA				ALIANTE				ALITALIA				CENTAURO			
	1500	2000	2500	3000	2500	3000	3500	4000	3000	3500	4000	4500	3000	3500	4000	-	4000	4500	5000	6000
DELFINO 1300 - 1500	•																			
DELFINO 1800 - 2000		•																		
DELFINO SUPER 2300 - 2500			•																	
DELFINO SUPER 3000				•																
DRAGO DC			•	•																
DRAGO DC COMBI					•	•			•				•							
DOMINATOR DM - DMR STD				•																
DOMINATOR DM - DMR COMBI						•	•	•	•	•	•		•	•	•					
ORSO COMBI						•	•	•	•	•	•	•	•	•	•					
FALCO COMBI																	•	•		
GABBIANO COMBI																	•	•		
AQUILA COMBI																		•	•	•
AQUILA RAPIDO COMBI																		•	•	•
TORO RAPIDO COMBI																		•	•	•
JUMBO RAPIDO COMBI																				•



