

SYSTEMS FOR PUMPING AND IRRIGATION



# Nettuno ATLANTIC motorpumps

SUPER SILENT  
CENTRIFUGAL  
MOTOR PUMPS

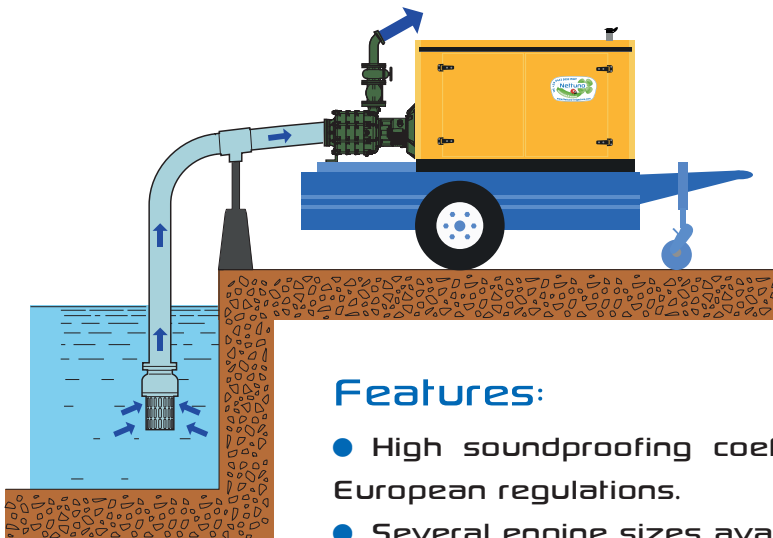


[www.nettuno-irrigazione.com](http://www.nettuno-irrigazione.com)

 EN 2015



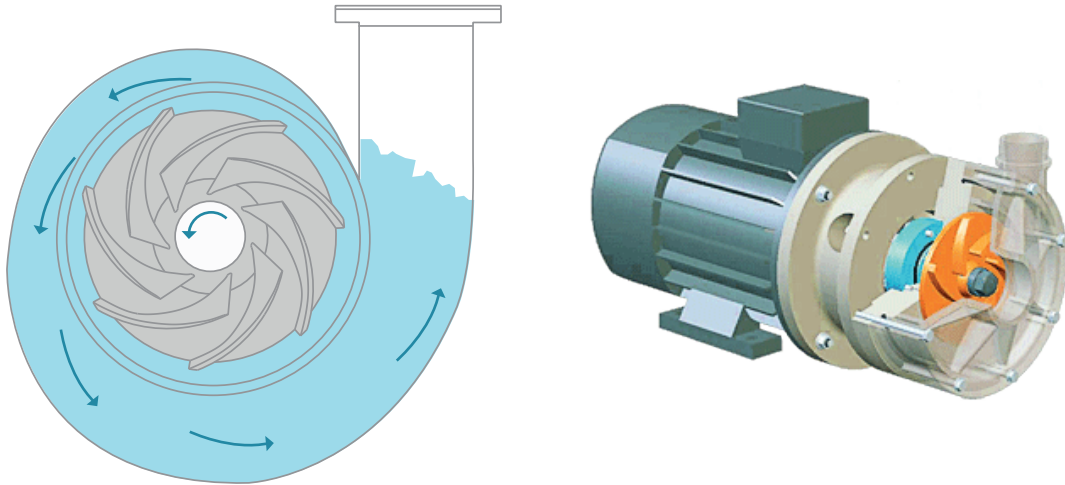
Nettuno® presents the Atlantic series range of soundproofed motor pumps. Two models designed thanks to the know-how resulting from the integration of Nettuno® into Gruppo Visa SpA, a major global manufacturer of generating sets. The Nettuno® Atlantic soundproofed motor pumps are designed for lifting and carrying clean water from wells, cisterns and tanks.



Pumps suitable for  
pumping fresh, clean,  
chemically and  
mechanically  
non-aggressive water

### Features:

- High soundproofing coefficient according to the strictest European regulations.
- Several engine sizes available.
- Centrifugal pumps customised as required.
- Large side doors for easy maintenance access.
- Electronic control unit for controlling engine speed, fuel level, water pressure pump, work timer, pump exclusion.
- Self-supporting baseframe with tank function.
- Stabilising feet.



## CENTRIFUGAL PUMPS

Among the machines designed for lifting liquid, centrifugal pumps are most widely used ones. One of the main advantages of these machines is the possibility of direct coupling, i.e. without complicated transmission devices, with high-performance engines.

The centrifugal pump uses the centrifugal effect of its impeller to move the liquid, transforming the mechanical energy coming from its engine first into kinetic energy and then into pressure energy that it transmits to the lifted liquid.

The motor pump unit with these features has rather limited dimensions. Due to its design, a centrifugal pump does not feature delicate parts, ensuring sound operation.

### Flanged multistage centrifugal pumps



Flanged multistage centrifugal pumps with horizontal axis for direct coupling to endothermic engines. Thanks to the compact and sturdy design, they are ideal for installation in motor pump irrigation units.

### Multistage centrifugal pumps with horizontal axis



Multistage centrifugal pumps with horizontal axis. They are suitable for use in different sectors involving water supply for water systems, industrial use, irrigation and for all clean water lifting requirements.

### Single impeller centrifugal pumps with horizontal axis



Horizontal single-stage centrifugal pumps, compliant with DIN 24255/EN 733.

Built with the "Back Pull-Out" system, they are used in water systems, industrial facilities, irrigation and in the fire fighting sector. Version with mechanical seal and cast iron or stainless steel impeller.

Machines compliant with Directive 2009/125/EC (EcoDesign - ErP).

Nettuno® uses top quality pumps for its machines, selected among the best suppliers in the industry. On request, Nettuno® technicians can recommend the correct size and the centrifugal pump that best suits customer needs, for pumping any type of liquid.



## Baseframe with integrated tank, wheels and support feet



Powder coated sheet metal baseframe, with 950l built-in tank of suitable size and weaved internal "skeleton" that ensures solidity.

Tyres designed for use in fields (10.0/75-15.3).

"Raised" axles, designed to lower the pump suction height and thus facilitate priming.

4 support legs, drawbar with tilting wheel and hook for towing a small trailer.

The motor is installed on anti-vibration mounts sized in order to limit noise and vibrations.



## Noise reduction device

### INSULATION

The sound-absorbing insulation is made using specific materials obtained from adequately roughed, layered and thermally-bound Polyester fibres. All sound-absorbing materials are in fire reaction class 1 and highly resistant to heat, deterioration and moisture.

All doors are sealed with high-quality seals, the same used in the automotive industry.

### EXHAUST PIPES

The exhaust pipes inside the canopy are insulated with special padding made with insulating mineral fibre material that resists temperatures exceeding 500 °C and minimises the amount of heat inside the canopy.



### THE MOTOR PUMP

Depending on how the machine will be used, Nettuno® has created two versions:


**SILENT** with engine inside the canopy with the pump outside.

**SUPER SILENT** with motor-pump inside the canopy.

The range offers the best compromise between compact design, usability and silent operation. The wide doors ensure total access to all internal components for easy maintenance.



**ATLANTIC  
SILENT**







Nettuno


## ATLANTIC SUPER - SILENT

**HINGES**  
Sturdy and with  
stainless steel pins

**EXHAUST**  
Exhaust pipe with  
rain protection

**BUILT IN TANK**  
950 L Diesel. Equipped with  
float for the constant control  
of the fuel level

**WHEEL**  
Increases  
versatility  
in movement



### SOUNDPROOFED ENGINE AND PUMP

In the SUPERSILENT version, both the engine and the pump are located under the soundproofing bonnet, thus drastically reducing sound emissions during machine operation. 75HP to 175HP engines

## CONTROL UNIT

ATLANTIC motor pumps are equipped with a CEM250 control unit connected to the fuel gauge.

### THE MAIN FUNCTIONS:

- Electronic pressure switch to control the water-pump pressure.
- Water-pump digital pressure gauge.



### PROTECTS:

- Insufficient oil pressure
- Overtemperature
- Belt failure
- Minimum fuel level
- Insufficient water-pump pressure
- Water-pump overpressure


### VISUALISE:

- Hour meter
- Oil pressure gauge
- Oil water thermometer
- Rev counter
- Water-pump pressure gauge
- Timer
- Fuel level
- Pump protection exclusion
- Oil and battery indicators
- Protection intervention
- Emergency stop

The standard Atlantic range can be customised to meet the requirements of every type of operation.

AVAILABLE  
ACCESSORIES

### Self-priming:



The "PLUTO" priming device that uses exhaust gases to create a Venturi effect on the pump intake line, is designed to be removable (see collar clamp) and with a double position.

A "work" position and an "open drain" position, with rain protection cap to protect the exhaust line.

In situations where PLUTO appears to be ineffective or pump priming takes too long, there are other solutions:



### Electric pump

12 VDC, 60 l/min



### Priming tank.

Priming tank.

The priming tanks are intended for motor pump use: they prevent idle operation, thanks to a simple physical principle. Their use ensures the maximum functionality of the centrifugal pump in few seconds (priming stage).



Made entirely of steel, they undergo an anti-corrosion treatment involving hot-dip galvanising and are equipped with a pressure relief valve, whose purpose is to prevent problems due to a sudden rise in pressure, which may cause possible failures.

ATLANTIC motor pumps are fitted as standard with IVECO engines and CAPRARI pumps, however, on request, other brands can also be used.

Below is a summary table with some configuration examples.

ENGINE	PUMP	RPM	PERFORMANCE				DNA	DNM
			840	1200	2400	Q (l/min)		
Iveco F32MNS (75HP) Stage 3	Caprari MEC MG80/2A	1750	86	83	59	H (mt)	100	80
			2,1	2,3	6	NPSH (mt)		
			840	1200	2400	Q (l/min)		
Iveco N45MSA (82HP) Stage 2	Caprari MEC MG80-4/3A	1750	128	119	99	H (mt)	100	80
			1,7	1,9	3,7	NPSH (mt)		
			840	1440	2160	Q (l/min)		
Iveco F32MNS (83HP) Stage 3	Caprari MEC MG80-4/3A	1750	128	119	99	H (mt)	100	80
			1,7	1,9	3,7	NPSH (mt)		
			840	1440	2160	Q (l/min)		
Iveco N45MSS (100HP) Stage 2	Caprari MEC MG80-4/3A	2000	168	164	149	H (mt)	100	80
			2	2	2,8	NPSH (mt)		
			960	1200	1920	Q (l/min)		
Iveco N45MSS (100HP) Stage 2	Caprari MEC MG80-4/4A	1450	106	92,5	67	H (mt)	100	80
			0	2	4,5	NPSH (mt)		
			900	1500	2160	Q (l/min)		
Iveco N45MSS (100HP) Stage 2	Caprari MEC MG100/2H	2000	115	112	105	H (mt)	125	100
			2,5	2,6	3	NPSH (mt)		
			1800	2160	2700	Q (l/min)		
Iveco N67MSA (110HP) Stage 22	Caprari MEC MG80-4/3A	1450	128	119	89	H (mt)	100	80
			1,7	1,9	5,3	NPSH (mt)		
			840	1440	2400	Q (l/min)		

ENGINE	PUMP	RPM	PERFORMANCE				DNA	DNM
			840	1440	2400	Q (l/min)		
Iveco N67MSA (110HP) Stage 2	Caprari MEC MR80-4/3A	1750	128	119	89	H (mt)	100	80
			1,7	1,9	5,3	NPSH (mt)		
			1800	2520	3240	Q (l/min)		
Iveco N67MSTD (163HP) Stage 2	Caprari MEC MG100/2A	1750	138	132	123	H (mt)	125	100
			2,3	2,7	4	NPSH (mt)		
			1800	2520	3720	Q (l/min)		
Iveco N67MSTA (175HP) Stage 2	Caprari MEC MG100/2A	1750	138	132	112	H (mt)	125	100
			2,3	2,7	5,4	NPSH (mt)		
			2040	2760	3720	Q (l/min)		
Iveco N67MSTD (163HP) Stage 2	Caprari MEC MG100-2/3G	1750	135	124	97	H (mt)	125	100
			2,2	2,8	5,2	NPSH (mt)		
			2040	2760	3720	Q (l/min)		
Iveco N67MSTA (175HP) Stage 2	Caprari MEC MG100-2/3E	1750	157	147	121	H (mt)	125	100
			2,2	2,8	5,2	NPSH (mt)		
			800	1000	1600	Q (l/min)		
Iveco N45MSA (82HP) Stage 2	Rovatti F33K100/3E	1750	134	132	123	H (mt)	100	80
			2	2,1	2,6	NPSH (mt)		
			800	1000	1600	Q (l/min)		
Iveco F32MNS (83HP) Stage 3	Rovatti F33K100/3E	1750	134	132	123	H (mt)	100	80
			2	2,1	2,6	NPSH (mt)		
			900	1400	2400	Q (l/min)		
Iveco N45MSS (100HP) Stage 2	Rovatti F33K100/3E	1750	166	127	99	H (mt)	100	80
			2	2,4	4,3	NPSH (mt)		
			800	1000	1600	Q (l/min)		

ENGINE	PUMP	RPM	PERFORMANCE				DNA	DNM
			1800	3000	6000	Q (l/min)		
Iveco N67MSTD (163HP) Stage 2	Caprari MEC A4-125A	1750	1800	3000	6000	Q (l/min)	150	125
			89	87	68	H (mt)		
			2	2,2	6	NPSH (mt)		
Iveco N67MSTA (175HP) Stage 2	Caprari MEC A4-125A	1750	1800	3000	6000	Q (l/min)	150	125
			89	86	68	H (mt)		
			2	2,2	6	NPSH (mt)		
Iveco N67MSTD (163HP) Stage 2	Caprari MEC MG100/3B	1450	1440	2100	3300	Q (l/min)	125	100
			126	119	93	H (mt)		
			2	2	4,4	NPSH (mt)		
Iveco N67MSTA (175HP) Stage 2	Caprari MEC MG100/3A	1450	1440	2100	3600	Q (l/min)	125	100
			133	125	90	H (mt)		
			2	2	6	NPSH (mt)		
Iveco F32MNS (75HP) Stage 3	Rovatti F33K100/2E	1750	800	1400	2400	Q (l/min)	100	80
			96	91	72	H (mt)		
			2	2,4	4,3	NPSH (mt)		
Iveco 45MSTA (126HP) Stage 2	Caprari NC 150-400 Gir.350	1750	1800	4500	7200	Q (l/min)	200	150
			58	59	52	H (mt)		
			-	2	2,5	NPSH (mt)		
Iveco N67MSTD (163HP) Stage 2	Caprari MEC MG100-1/3A	1750	960	1440	2160	Q (l/min)	100	100
			184	181	169	H (mt)		
			2,1	2,3	4,4	NPSH (mt)		
Iveco N45MSS (100HP) Stage 2	Caprari MEC A5-100B	1750	1200	2100	2400	Q (l/min)	125	100
			79	76	75	H (mt)		
			1,5	1,9	2	NPSH (mt)		





NETTUNO is a trademark of VISA S.p.A.®

via 1° Maggio, 55 . 31043

Fontanelle (TV) ITALY

Phone. +39 0422 5092

fax. +39 0422 509356

email: [info@nettuno-irrigazione.com](mailto:info@nettuno-irrigazione.com)

web: [www.nettuno-irrigazione.com](http://www.nettuno-irrigazione.com)

P.IVA IT02134890264

cap. soc. € 10.000.000,00 i.v.

**MOTOPOMPE - IRRIGATORI - GRUPPI ELETTROGENI - TORRI DI ILLUMINAZIONE  
MOTORPUMPS - HOSE REEL IRRIGATORS - GENERATING SETS - LIGHTING TOWERS  
MOTORPUMPEAGGREGATE - BEREGNUNGSMASCHINEN - STROMAGGREGATE - LICHTMASTEN  
MOTORPOMPEN - BEREGENINGSHASPELS - STROOMAGGREGATEN - LICHTMASTEN  
НАСОСНЫЕ СТАНЦИИ - ДОЖДЕВАЛЬНЫЕ МАШИНЫ - ЭЛЕКТРОГЕНЕРАТОРЫ - ОСВЕТИТЕЛЬНЫЕ МАЧТЫ**