

Universal Haymakers



[www.kuhn.com](http://www.kuhn.com)

# HAYBOB

300 / 360



be strong, **be KUHN**



HAYBOB

300

360

# KUHN HAYBOB UNIVERSAL HAYMAKERS!



## RAKING AND TEDDING

Raking and tedding plays a vital role in the grass harvesting process. Timing is of the essence for optimum quality.

## MAXIMUM FLEXIBILITY

Raking or tedding with the KUHN HAYBOB universal hay-making machine offers flexibility during the hay-making process. Taking advantage of the perfect ground-following capabilities, adjustable tines and crop deflectors ensures that the KUHN HAYBOB provides maximum flexibility for a minimum investment.

## UNMATCHED RELIABILITY

KUHN universal hay-making machines are not only designed to perform at a high level but are also built for unmatched reliability.



Models	HAYBOB 300	HAYBOB 360
Spreading and Tedding	300 cm	300 cm
Single Swath Raking	300 cm	360 cm
Double Swath Raking	600 cm (in 3 passes)	600 cm (in 2 passes)
Capacity	3 ha	4 ha

# CENTRAL DELIVERY RAKE AND TEDDER COMBINATION!

The Haybob 300 and 360 are tedder-rake combinations with adjustable tines that are kept in the horizontal working position by centrifugal force. The tines float through the stubble to move all the crop. These universal haymakers have both wide and narrow tines that provide a wide working surface. The machines combine high capacity with clean working, even in the heaviest crops.



Spreading and tedding, working width 300 cm (9'10")

When tedding around boundaries, the crop deflector prevents losses

## URNS IN WORK, LOCKS WHEN LIFTED

The Haybob 300 and 360 follow the path of the tractor in turns, without dragging or damage to the swath, thanks to the pivoting headstock. When lifted, the machine automatically locks in the central position for safe handling on slopes.

## PERFECT GROUND FOLLOWING CAPABILITIES

The Haybob 300 and 360 follow the tractor dependably over rough field conditions, thanks to their moveable link brackets. The wheels are angled forward towards the front of the rotors and close to the tines. This ensures that not only the wheels, but also the tines, smoothly follow ground contours. The wide-ribbed tires also help ensure smooth operation.



Centrifugal force controlled tines





### CLEAN RAKING

The Haybob 300 forms a windrow in the central position behind the machine. The machine provides exceptionally clean raking, even at high working speeds, and produces a loose, fluffy windrow. The windrow width can be adjusted with the crop deflectors. Clean separation from the spread crop allows windrowing across the full working width of 300 cm (9'10"). When working in light crops, it is possible to form a double windrow in three passes.

### ADJUSTABLE CROP DEFLECTORS

The crop deflectors on the Haybob 300 and 360 have two height settings. On flat ground, the lower position produces a perfect windrow without crop losses. In rough terrain, the upper position minimizes wear on the crop deflectors.

The Haybob moves the crop totally and spreads it out evenly. The even spread is guaranteed by the horizontal positioning of the tines working in combination with the crop divider. By changing the wheel height, the incline of the rotor is altered and subsequently the spread pattern. Normally the crop deflectors are fully open to obtain maximum spreading capacity. Along field boundaries and ditches, however, the deflector should be moved inward to prevent crop losses.



Height adjustment



Puncture resistant ribbed tyres

# SIDE DELIVERY RAKE AND TEDDER COMBINATION!

Switch from tedder to rake in minutes!

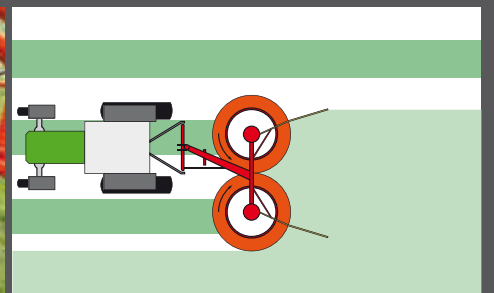
Reposition the tines, swing the crop deflectors, adjust the wheels and within minutes the Haybob 300 and 360 are set from tedding to raking position or back. With the Haybob 360, the rotation of one pivoting headstock rotor also has to be reversed, the crop divider and crop curtain set, and the mainframe swung. These settings can be done within minutes and the instructions are clearly indicated on a decal.




Lever for reversing rotor rotation and instruction decal (Haybob 360)



Height adjustable and puncture resistant, ribbed tyres (Haybob 360)



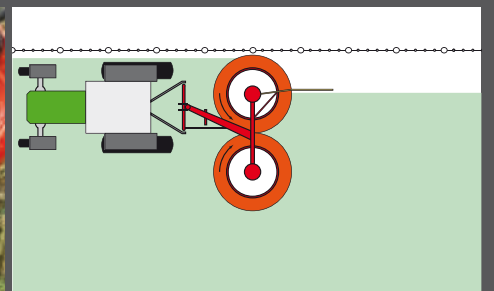
Spreading and tedding, working width 300 cm (9'10")



Tine position for raking: swept back. (Haybob 300 and 360)



Tine position for tedding: swept forward. (Haybob 300 and 360)



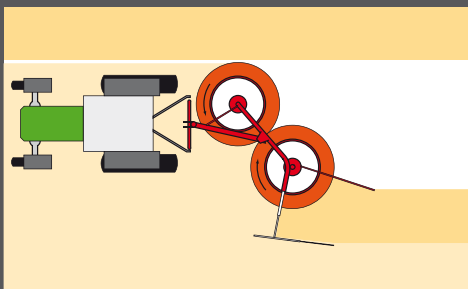
Tedding around boundaries - the crop deflector prevents losses.



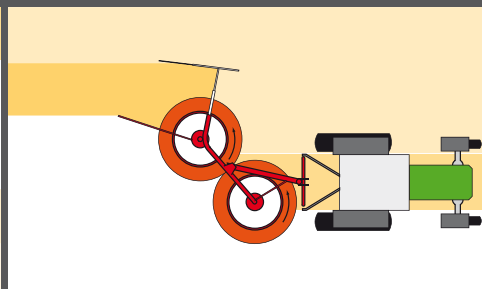
## CLEAN RAKING

The Haybob 360 provides exceptionally clean raking, even at high working speeds. This is due to the flexible mounting of the tines, which closely follow ground contours, and the horizontal sweeping action in forming the windrow. The tines can work at a PTO speed of 350 rpm, helping prevent losses in dry crops. The machine follows well in both right-hand and left-hand turns, resulting in even windrows which can be easily picked up by harvesting machines.

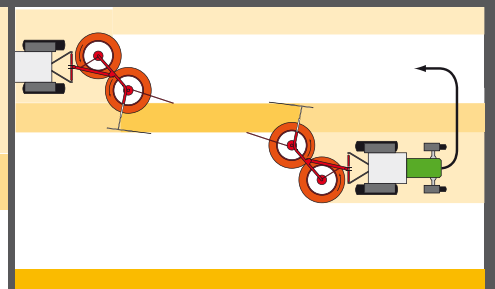
When raking, the Haybob 360 forms a windrow on the left hand side of the machine. This allows the potential to accumulate crop over a wider width, forming a windrow that suits the baler, forage harvester or loader wagon. Windrow width is set by use of a crop curtain. To ensure that the crop is equally divided between both rotors, a crop divider is fitted. Depending on crop conditions, the spreading pattern can be altered by changing the height of the adjustable wheels. Using the crop deflector, it is possible to adjust the spreading width on the right-hand side, which is particularly important when working around field boundaries.



Single swath raking, working width 360 cm (11'10")



Accumulating a crop with successive passes



Double swath raking, working width 600 cm (19'8")

# FIND THE KUHN HAYBOB, WHICH IS PERFECTLY ADAPTED TO YOUR NEEDS!

## Specifications

Working width	HAYBOB 300	HAYBOB 360
- spreading and tedding	300 cm (9'10")	300 cm (9'10")
- single swath raking	300 cm (9'10")	360 cm (11'10")
- double swath raking	600 cm (19'8") (in 3 passes)	600 cm (19'8") (in 2 passes)
Transport width	280 cm (9'2")	268 cm (8'10")
Weight	300 kg (661 lbs.)	345 kg (761 lbs.)
PTO min <sup>-1</sup>	350 - 540	350 - 540
PTO drive shaft	with slip clutch	with slip clutch
Linkage	Cat. I / Cat. II	Cat. I / Cat. II
Tyres	15x6.00 - 6 4PR	15x6.00 - 6 4PR
Warning panels and road lights	optional	optional
Capacity up to	3 ha/h (7,4 acsr/h)	4 ha/h (10 acsr/h)
PTO power from	11 kW (15 hp)	11 kW (15 hp)



1. Transport position HAYBOB 300 - 2. Transport position HAYBOB 360

### KUHN NORTH AMERICA, INC.

Corporate Headquarters - 1501 West Seventh Avenue -  
P.O. Box 167 - Brodhead, WI 53520-0167 USA -  
Phone : (608) 897-2131 - Fax : (608) 897-2561 -  
[www.kuhnnorthamerica.com](http://www.kuhnnorthamerica.com)

### KUHN FARM MACHINERY PTY. LTD

7 Manorwood Pl. - MITCHAM, 3132 VIC - Fax : 039874 3462 -  
[www.kuhn.com](http://www.kuhn.com)

### United Kingdom KUHN FARM MACHINERY (U.K.) LTD

Stafford Park 7 - TELFORD - SHROPSHIRE TF 3 3 BQ -  
Phone : TELFORD (01952) 239300/1/2 - Fax : (01952) 290091 -  
[www.kuhn.co.uk](http://www.kuhn.co.uk)

TO FIND YOUR NEAREST AUTHORIZED PARTNER VISIT  
**[www.kuhn.com](http://www.kuhn.com)**

**You Tube**

Visit us  
on our YouTube channels.



[www.kuhn.com](http://www.kuhn.com)

Your Kuhn Dealer:

Our material is produced in accordance with the European Machinery Directive in the member states of the European Union. In countries outside the E.U., our machinery complies with the safety regulations set by the country concerned. Some safety devices may have been removed from our leaflets in order to clarify the illustration. Under no circumstances should the machine be operated without the necessary safety devices in place (as specified by the assembly instructions and operators manual). We reserve the right to change any designs, specifications or materials listed without further notice. Our models and trademarks are patented in more than one country. Machines and equipment in this document can be covered by at least one patent and/or registered design. Trademarks cited in this document may be registered in one or several countries.

Also find KUHN on

